

VPM's B.N.BANDODKAR COLLEGE OF SCIENCE (AUTONOMOUS), THANE

DEPARTMENT OF DATA SCIENCE

1.4.1 FEEDBACK ANALYSIS RELATED TO SYLLABUS 2022-23

STAKEHOLDERS

- **STUDENTS** - Current Students found M.Sc part I Syllabi good with respect to almost all parameters.
- **TEACHERS** - Most of the Teachers marked all syllabi as very good in many parameters.
- **ALUMNI & EMPLOYER** - Not Applicable as this M. Sc. Programme in Data Science has been newly introduced in 2022 - 23

1.4.2 ACTION PLAN REPORT RELATED TO FEEDBACK ANALYSIS OF SYLLABUS 2022-23

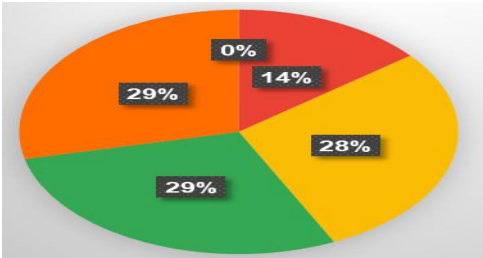
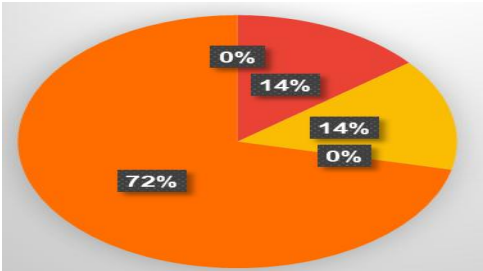
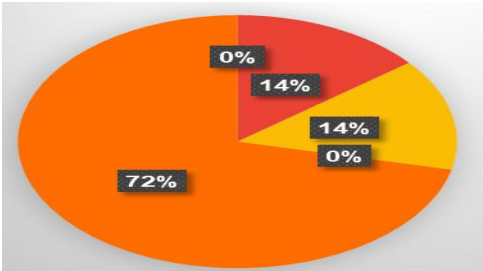
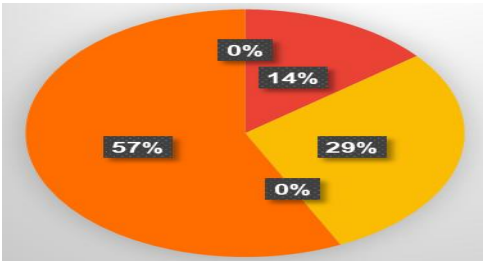
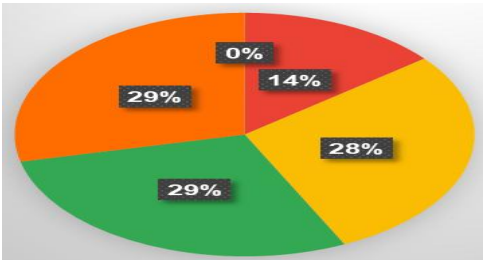
- In order to enhance job potential, newly introduced syllabi will be framed involving more skill based learning modules.


I/C Principal



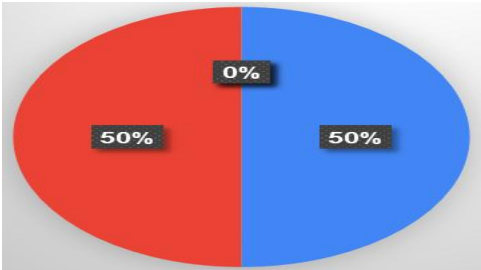
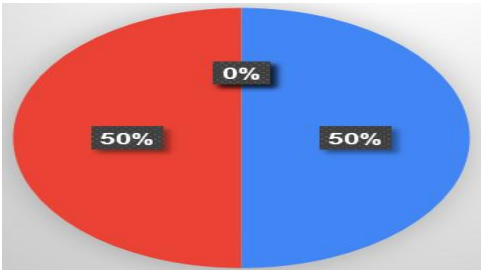
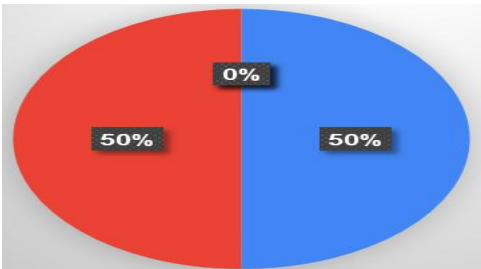
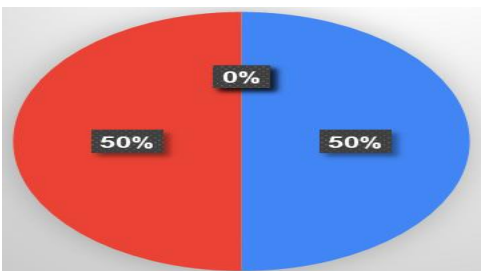
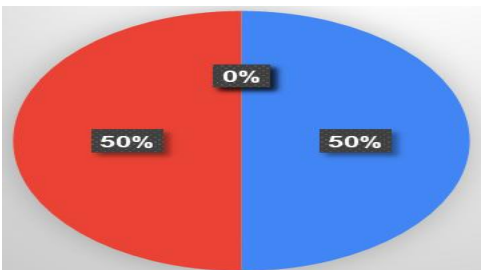

Coordinator Dept. of Data Science

PG-Student's feedback related to Syllabus 2022-23

Parameter	MSc part 1												
1.Design & Content of syllabus	 <table border="1"> <thead> <tr> <th>Category</th> <th>Percentage</th> </tr> </thead> <tbody> <tr> <td>Excellent</td> <td>28%</td> </tr> <tr> <td>Very Good</td> <td>14%</td> </tr> <tr> <td>Good</td> <td>29%</td> </tr> <tr> <td>Average</td> <td>29%</td> </tr> <tr> <td>Needs Improvement</td> <td>0%</td> </tr> </tbody> </table>	Category	Percentage	Excellent	28%	Very Good	14%	Good	29%	Average	29%	Needs Improvement	0%
Category	Percentage												
Excellent	28%												
Very Good	14%												
Good	29%												
Average	29%												
Needs Improvement	0%												
2.Balance between Theory-Practical/ Tutorial	 <table border="1"> <thead> <tr> <th>Category</th> <th>Percentage</th> </tr> </thead> <tbody> <tr> <td>Excellent</td> <td>0%</td> </tr> <tr> <td>Very Good</td> <td>14%</td> </tr> <tr> <td>Good</td> <td>0%</td> </tr> <tr> <td>Average</td> <td>72%</td> </tr> <tr> <td>Needs Improvement</td> <td>14%</td> </tr> </tbody> </table>	Category	Percentage	Excellent	0%	Very Good	14%	Good	0%	Average	72%	Needs Improvement	14%
Category	Percentage												
Excellent	0%												
Very Good	14%												
Good	0%												
Average	72%												
Needs Improvement	14%												
3.Innovative-ness	 <table border="1"> <thead> <tr> <th>Category</th> <th>Percentage</th> </tr> </thead> <tbody> <tr> <td>Excellent</td> <td>0%</td> </tr> <tr> <td>Very Good</td> <td>14%</td> </tr> <tr> <td>Good</td> <td>0%</td> </tr> <tr> <td>Average</td> <td>72%</td> </tr> <tr> <td>Needs Improvement</td> <td>14%</td> </tr> </tbody> </table>	Category	Percentage	Excellent	0%	Very Good	14%	Good	0%	Average	72%	Needs Improvement	14%
Category	Percentage												
Excellent	0%												
Very Good	14%												
Good	0%												
Average	72%												
Needs Improvement	14%												
4. Knowledge Acquired	 <table border="1"> <thead> <tr> <th>Category</th> <th>Percentage</th> </tr> </thead> <tbody> <tr> <td>Excellent</td> <td>0%</td> </tr> <tr> <td>Very Good</td> <td>14%</td> </tr> <tr> <td>Good</td> <td>29%</td> </tr> <tr> <td>Average</td> <td>57%</td> </tr> <tr> <td>Needs Improvement</td> <td>0%</td> </tr> </tbody> </table>	Category	Percentage	Excellent	0%	Very Good	14%	Good	29%	Average	57%	Needs Improvement	0%
Category	Percentage												
Excellent	0%												
Very Good	14%												
Good	29%												
Average	57%												
Needs Improvement	0%												
5. Useful for career	 <table border="1"> <thead> <tr> <th>Category</th> <th>Percentage</th> </tr> </thead> <tbody> <tr> <td>Excellent</td> <td>28%</td> </tr> <tr> <td>Very Good</td> <td>14%</td> </tr> <tr> <td>Good</td> <td>29%</td> </tr> <tr> <td>Average</td> <td>29%</td> </tr> <tr> <td>Needs Improvement</td> <td>0%</td> </tr> </tbody> </table>	Category	Percentage	Excellent	28%	Very Good	14%	Good	29%	Average	29%	Needs Improvement	0%
Category	Percentage												
Excellent	28%												
Very Good	14%												
Good	29%												
Average	29%												
Needs Improvement	0%												
6. Significant suggestions	Needs to improvement Theory as well as Practicals.												

Key - Excellent, Very Good, Good, Average & Needs Improvement

PG-Teacher's feedback related to Syllabus 2022-23

Parameter	MSc part 1
1. Design & Content of syllabus	 <p>A 3D pie chart with a red left half (50%), a blue right half (50%), and a black top segment (0%).</p>
2. Availability of Sufficient References	 <p>A 3D pie chart with a red left half (50%), a blue right half (50%), and a black top segment (0%).</p>
3. Suitability for setting question paper	 <p>A 3D pie chart with a red left half (50%), a blue right half (50%), and a black top segment (0%).</p>
4. Suitability for both slow & fast learners	 <p>A 3D pie chart with a red left half (50%), a blue right half (50%), and a black top segment (0%).</p>
5. Suitability for employability/ entrepreneurship/ skill development	 <p>A 3D pie chart with a red left half (50%), a blue right half (50%), and a black top segment (0%).</p>
6. Significant suggestions	NIL

Key - Excellent, Very Good, Good, Average & Needs Improvement